


Digital Learning Across Boundaries: Developing Changemakers

Dr Helen Caldwell and Dr Emma Whewell
University of Northampton
England



Project overview

DLAB2 is inspired by the changemaker movement, which seeks to build the skills and attributes for individuals to find innovative solutions to society's challenges.

Two key themes are **developing changemakers** and **social innovation education**.

A third theme is the use of innovative digital learning environments including virtual and artificial reality technologies to blend physical and digital learning environments and provide powerful opportunities for international collaboration.

In this way, the project brings together two aspects of the maker movement: **digital making** and **change making**.

Activities

Over three years we adopt three types of 'learning across boundaries' challenges.

1. Crossing physical boundaries (what my body can do): learning through physical experiences (skills).
2. Crossing personal boundaries (my aspirations and confidence): learning through performance, public speaking, or gaining new skills (attitudes).
3. Crossing environmental boundaries (what we can do about the environment / developing a green curriculum based on the SDG's for sustainable environments)



Online collaboration

Miss Taylor 🌍🌟🌈 @TeacherTaylor2 · Nov 6

Our first skype call was a success! We have met our partner class in
#dlabcll1 @dlab_erasmus



METHODOLOGY IN YEAR I

An Autumn learning and planning event.

Three international days with pre and post
phases. (3rd was cancelled)

A spring dissemination and planning event,
including TED-style talks.
(online)

+16

EL

GC

VM

MF

TM

LE

KS

BB

H

ER

Elise Glad Lien

gonzález gorzá...

vispalia otero...

Mikkel Frandsen

Thomas David...

LATORRE RUIZ...

Küpfer Stéphanie

Björn Espen Po...

hp

EIRIN NEMIÑA...



Padlets

padlet

Frederik De Laere + 10 • 4d

DLAB LTT planning documents for project days

Made with a creative frenzy

Group 1

CURSO 7d


How can we empower children to be enterprising global citizens who are adaptable to change and agents for positive change?

Through social innovation activities that support the development of students and pupils as agents of positive real world change as well as build their digital skills.

Green energies and SDGs can be used as a framework tool to support students develop their research, critical thinking, problem solving, teamwork, and communication skills.


Group 2

Anonymous 6d



Add comment


Anonymous 6d



Group 3

Anonymous 6d

Day 1 - vertical gardening system



examples planning documents

Frederik De Laere 10d

blank template

DLAB CPD activity

Title	
Preparation	
Starting point	
What to do	Add explanation and description
Using technology	Add tips and links to technology used
What else could you do?	Add on ideas to go further or apply in different context?
What will you do	<p>Organ what you created using these ideas on this Padlet.</p> <p>What did you know before about:</p> <ul style="list-style-type: none"> what you created and how you made it what you learned what technology you used any challenges you overcame What you might do next

DOCX


DLAB planning document blank template

Add comment

Frederik De Laere 10d

eTwinning

DLAB 2-DEVELOPING CHANGEMAK...EnglishLogout

Support

[HOME](#) | [PAGES](#) | [MATERIALS](#) | [FORUM](#) | [ONLINE MEETINGS](#) | [MEMBERS](#)


Images

Images


Videos


Files


Albums

25
Day 1, Belgium

13
Day 1, Norway

16
Day 1. Spain


19
Day 1 Denmark

42

14

Images

By uploading a picture in this section I declare I own the copyright, or have permission from the copyright holder, to publish this picture. eSafety notice: this image will be accessible to anyone on this TwinSpace. If you are uploading a picture of a minor you need first to get approval from a parent or a guardian. [Read more](#)



Twitter - Tweetbeam





Tag your tweets with **#dlaberasmus**

Free version: for evaluation only » 

Get TweetBeam

Use TweetBeam as a social media visualization at your event or office:

- » Engage your attendees
- » Turn your event into an interactive experience
- » Generate brand exposure
- » Tweets are loaded real-time
- » Complete moderation

Buy now »

Share

Share this show with your friends:

 **Tweet**

 **Questions about Tweet...**

Lorena Casal 

@l_casal

Some ideas, LTT day 1 #dlaberasmus
@tecnoeduc_usc
pic.twitter.com/dx4sDKokgl

MS Teams meetings on project days

#6 03 dec 2021 Workshop 
Competențe digitale | Digital Skills for
pentru educație și cultură | Education & Culture



Team Denmark-UK working remotely

The collage features several digital art exhibition tools and AR/VR applications, all set against a green circuit board background. The tools include:


- Welcome to the Technology Tent!**: A slide showing a large tent structure.
- Your tent!**: A slide showing a tent structure with the text "Add anything you have made or any ideas and responses to the art tent by clicking below to go to your tent!"
- Technology tools and tips to use!**: A slide titled "A Complete Introduction to Audacity" by Padlet + henriette hansen.
- Other Ideas for how to use AR/VR Tools**: A slide titled "Make Augmented Reality out of anything." by P... + jean edwards.
- Kahoot**: A slide titled "Quiz with the partners from Belgium, Spain and Norway during one of our meeting sessions."
- Scavenger AR trial hunt app review**: A slide titled "PDF Scavenger Review" with the text "The app Scavenger enables users to create and follow AR scavenger hunts which can be customised based on your chosen theme. This document provides a review on the app and how it could be used to support physical education and activity."
- Back to the Festival!**: A slide titled "DLAB Festival Summer 2021" by P... + jean edwards.
- Make your own digital exhibition!**: A slide titled "google docs" with the text "Digital art exhibition tools Here are some useful tools and tips for making your own digital exhibition using Padlet, ArtSteps, GoogleSlides, BookCreator or GoogleJamboard."
- Tweetbeam**: A slide titled "We used this online tool to show what was going on live in the different countries as we worked together. You can see the tweets saved as Wakelets on the DLAB website [here](#)."
- Wakelet**: A slide titled "Wakelet - Save, organize and share content" with the text "We used Wakelet to capture the tweets we had made on international days!"
- Greenscreen**: A slide titled "We used this for making videos with pupils presenting themselves using animal strength cards (Belgium). You can see these in the Art Tent."
- app Roller coaster VR**: A slide titled "We used this app to overcome fears (Belgium). You can see more about this in the 'conquering fears' tent."

Reflections

DLAB talks by teacher trainee students on YouTube

#6 03 dec 2021
Competențe digitale
pentru educație și cultură

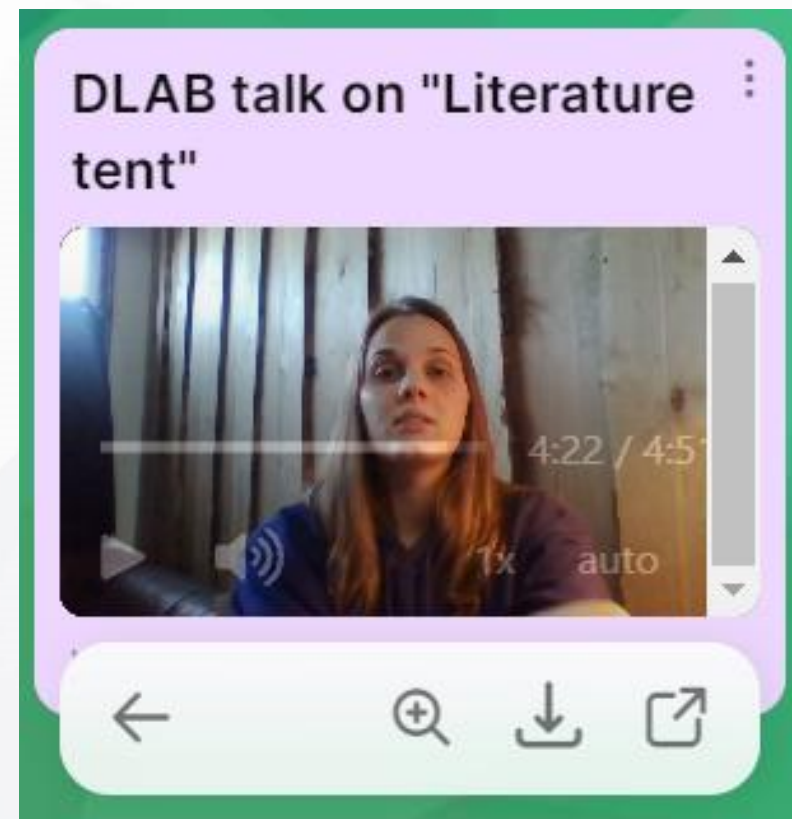
Workshop
Digital Skills for
Education & Culture



DLAB Talk

Ida

Student from
Norway



Pupils' reflections on padlet

Opmerking toevoegen

Belgium Pupil 2

I enjoyed doing our fears in a creative form. We also had to work with vr glasses which was also really fun. When we had to call Spain/Norway it was difficult because sometimes we did not understand them and then we could not answer. Otherwise it was really fun.I also liked this dlab day more than the other day.

Opmerking toevoegen

Opmerking toevoegen

Belgium Pupil 2

I really enjoyed getting creative about our fears. It was also really fun to work with the VR goggles. Calling the class in Spain was a little difficult though.

Opmerking toevoegen

Opmerking toevoegen

Belguim pupil D2

It was really fun today. the VR that we did and making the art of fears was a fantastic moment.I had a good time

Opmerking toevoegen

Opmerking toevoegen

Belgian pupil day 2

I was a little bit nervous for the video But I really liked today.

Opmerking toevoegen

Opmerking toevoegen

Spain student

We spent a very fantastic moment being in touch with you,talking in our respective languages,and also sharing our particularities.It was a proof of how to break boundaries at any moment. Thank you!!!

Opmerking toevoegen

Opmerking toevoegen

Spain student

It was great,although I was a little nervous at the beginning..but once time went by,I felt very comfortable with the expierence,that helped me to cross boundaries. Thanks a lot for the great effort at drawings....

Opmerking toevoegen

Opmerking toevoegen

Spain st

It was great to know you,and thanks a lot for the opportunity given to us.

Opmerking toevoegen

Opmerking toevoegen


Spain st

It was great!!!

Opmerking toevoegen

Opmerking toevoegen

Sun



the temperature at the very center of the Sun is about **27 million degrees Farenheit(F)**. The temperature cools down through the radiative and **convective** layers that make up the Sun's core.

Opmerking toevoegen

Opmerking toevoegen

Spain st

I had a very fun moment with you ,because it's a very interesting moment to meet foreign students,and interact with them.

Opmerking toevoegen

Opmerking toevoegen

Spain student

I really hd a very fun time talking to you..Hope to repeat it as soon as possible

Opmerking toevoegen

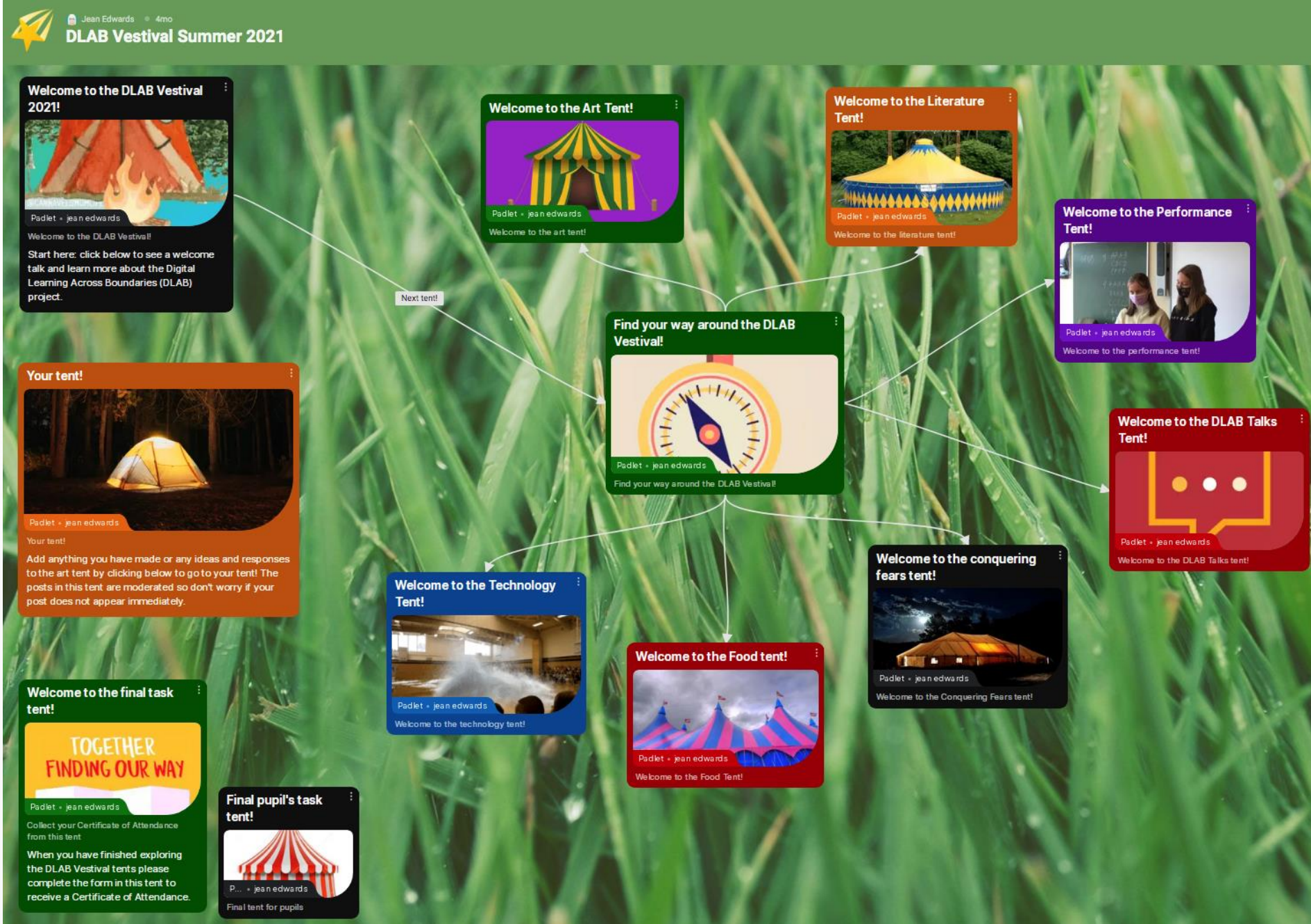
was a very nice day for us.

Opmerking toevoegen

Festival

https://uon1.padlet.org/jean_edwards/DLABFestival21

<https://mypad.northampton.ac.uk/dlaberasmus>



Art tent

Welcome to the Art Tent!



Your tent!



Padlet • jean edwards

Your tent!

Add anything you have made or any ideas and responses to the art tent by clicking below to go to your tent!

Art made by our Belgian students

In the next few posts you can see some art made by our Belgian students expressing their feelings during the recent Pandemic.

Art in Belgium



How can I cure this sickness?

Art in Belgium



Seeking connection during the pandemic

Art in Belgium



expressing emotions during the pandemic

Art in Belgium



Digital making expressing feelings

Art in Belgium



Digital painting with iPad

Art in Belgium



expressing emotions during the pandemic

Creating avatars

Find out more about how our Belgian students worked on creating avatars to overcome stereotypes.

Belgium CPD



DOCX

DLAB CPD template - breaking stereotypes

Creating avatars to overcome stereotypes - there is useful information here if you want to have a go at this yourself.

Digital art in Belgium



Our students had to create their own avatar. Below you can see our class photo:

Literature tent

Welcome to the Literature Tent!



Your tent!



P... • jean edwards

Your tent!

Add anything you have made or any ideas and responses to the art tent by clicking below to go to your tent!

DLAB CPD bringing literature to life

DLAB CPD activity: Bringing Personal Boundaries

Starting point	Extension
What to do	In this activity, the students have to film themselves presenting from a book they have or select a scene or read aloud from a short passage.
What to do	For students have to choose a book to read aloud. The book should have to be English, many books have already been translated.
What to do	Once they have chosen a book they have to decide if they want to give a short summary, read a paragraph in which case they have to translate it if it is not in English or at least a scene. They then have to film themselves doing the chosen task.
What to do	After they have finished the group should review the film and answer questions like: How did you like to read the book presented? How did you like to read the book presented? How did you like to read the book presented?

DOCX

DLAB Literature

In this activity pupils presented and re-enacted scenes from their favourite stories. They filmed each other doing this and shared what they had done. You can find out more about this below, if you would like to have a go yourself.

Back to the Festival!



P... • jean edwards

DLAB Festival Summer 2021

Exploring literature from Denmark



Pa... • henriette hansen

DLAB - literature

Here are some examples of the video children made!

CPD Danish Children



My poetic reflection on DLAB this year:

Glowing lights

We found ourselves in times of trouble
and from the rubble
we created things of joy, things of beauty
in our bubble
and virtually exchanged
our inner spaces filled with treasures.

We went for a hunt within
and discovered the figures and measures
of our hopes, broke free and gave expression
to our passion, our talents, our feelings
in the arts.

We pictured ourselves with animal strength cards
and painted what we'd learned from one another
on the canvas of our lives,
overcoming stereotypes we behaved
as sisters and brothers.

© Frederik Lucien De Laere

Stories about overcoming fears and challenges.



Padlet • jean edwards

Stories about overcoming challenges

A padlet of stories about overcoming fears and challenges. These can be used to start discussion and as a model for writing our own stories.

Performance tent

Welcome to the Performance Tent!



Your tent!



P... • jean edwards

Your tent!

Add anything you have made or any ideas and responses to the art tent by clicking below to go to your tent!

Learn to Dance with an AR instructor

Learn to Dance with AR	
Starting point	Dance Reality is a AR App that allows you to learn to dance in the comfort of your own home with an AR dance instructor. 
What to do	The App allows you to set up your dance space and meet your virtual instructor. She will talk you through how to use the App and get you set up. 

DOCX

Learn to Dance with AR

Learning to dance can be a personal challenge to overcome - click below for an activity to help with this and also please see into the videos...

Setting up your AR dance instructor



Place the instructor, then tap
Make sure the instructor is on the floor and you have enough space to dance, then tap the screen.

Video • 00:16

Basic salsa




Detecting floor...
Walk SLOWLY around the ball while keeping it where you want to dance.

Video • 00:48


DLAB Talks tent

Welcome to the DLAB Talks tent!



Hear more from our student participants!

Your tent!




Padlet • jean edwards

Your tent!

Add anything you have made or any ideas and responses to the art tent by clicking below to go to your tent!


Martin and Carlos



Video • 04:13

DLABTalk_Martin_& Carlos


DLAB talk on "Literature tent"



Video • 04:51

WIN_20210523_21_07_26_Pro


DLAB talk pupils Middle School Bruges



Video • 00:27

DLAB reflection pupils Middle School Bruges 2

DLAB talk pupils Middle School Bruges



Video • 00:27


DLAB reflection pupils Middle School Bruges 1

Paula- DLAB Talk (Spain)

nubeusc-my.sharepoint....

Sign in to your account


DLAB Talk
Ida
Student from Norway



Video • 02:13

DLAB talk Ida

Mikkel - DLAB Talk




YouTube

DLAB Talks - Mikkel Frandsen

Thomas - DLAB Talk (Denmark)

<https://youtu.be/YvVifW7F1UA>

Wout, Szymon, Michiel - DLAB Talk (Belgium)



Video • 11:42

Bellen met Aneca en 1 andere - 20210507_165416-Opname van vergadering

Mikkel and Thomas DLAB VLOG

Student Teachers - Denmark

<https://youtu.be/E28btAZh3XM>

Conquering fears tent

Welcome to the Conquering Fears Tent!



In this tent you can find out more about overcoming fears!

Your tent!



Padlet • jean edwards

Your tent!

Add anything you have made or any ideas and responses to the art tent by clicking below to go to your tent!

Trust Blind Trail, Group 1, Spetalen Norway



PDF

Trust-Blind trail group 1 Spetalen school Norway

Do we really trust each other? Try this exercise!

Escape Room, Group 3, Spetalen, Norway



PDF

Escape room Group 3 norway

This activity explores collaboration and working as a team to overcome challenges! Click below to find out how to have a go at this yourself.

Fear Challenge, MS Brugge, Belgium



The challenge was to hold (or touch) the snake for 15 seconds. This was very exciting!

Fear challenge: Belgium



Not just pupils are breaking personal boundaries, also lecturers cross the border...

Scary Spiders




DOCX

scary spiders- conquer your fear

You can begin to overcome this fear using Augmented Reality. Find out more here!

Reflecting & Learning on COVID TIMES



drive.google.com

Breaking Personal Boundaries (1).docx

Ideas submitted by the Spanish team on the theme of breaking personal boundaries.

Contacts

Helen Caldwell

helen.caldwell@northampton.co.uk

Emma Whewell

emma.whewell@northampton.ac.uk

Twitter:

@UONPEemma

@helencaldwel

Journal article:

**REALIA: research in education and learning innovation
archives journal Vol 7 2021**

**Digital Learning Across Boundaries: Immersive technologies
supporting changemaking in an international context**

Emma Whewell, Helen Caldwell, Grant Malloch, Beth Garrett

ABSTRACT

The Digital Learning Across Boundaries: Developing Changemakers (DLAB) project uses immersive technologies in education to explore three challenges across three years: physical, personal and environmental. This paper focuses on the first of these, bringing together the themes of digital making and changemaking to cross physical boundaries by raising awareness about physical inactivity in 11 and 12 year old school pupils. Immersive technologies such as augmented and virtual reality enabled the development of empathy and intercultural understanding among participants, fostered an understanding of changemaking, and created environments for sharing prototype exergames. Research data is analysed to seek evidence of the development of changemaker attributes and impact within a sample group of 60 English school pupils.