



Engaged and Entrepreneurial European University as
Driver for European Smart and Sustainable Regions

SESSION FIVE – WEEK FIVE

4 MAY 2023 – 18:30

GOALS:

Local Week Overview

E-Portfolio Overview

Prototyping Stage

Plan poster and pitch



E³UDRES²

Engaged and Entrepreneurial European University as
Driver for European Smart and Sustainable Regions



WARM UP

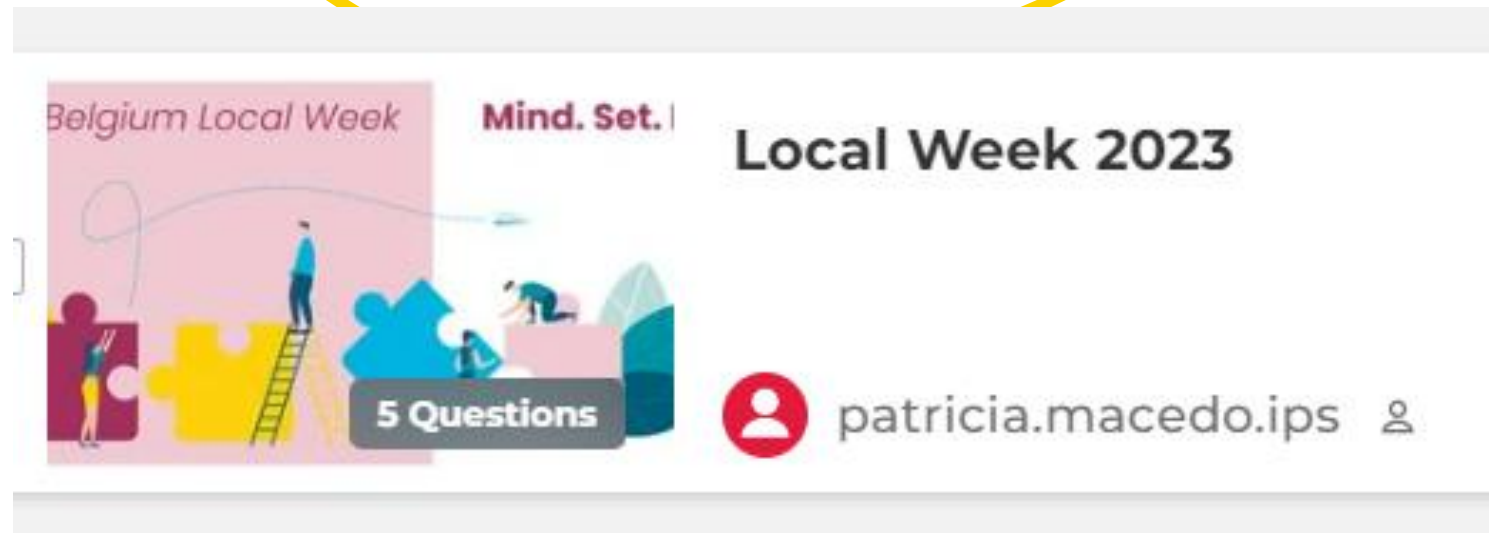


KAHOOT GAME

kahoot.it



E³UDRES²



E³UDRES²

Engaged and Entrepreneurial European University as
Driver for European Smart and Sustainable Regions



LOCAL WEEK OVERVIEW

REFLECTION ABOUT LOCAL WEEK

- What did you learn?
- What did you like more?
What did you dislike more?
- What were your main contributions to your team?
- What will you never forget?
- What do you think could be improved to have a best experience?
- If you have not been on the Local Week, do you think you will be so far on the process?



E³UDRES²

Engaged and Entrepreneurial European University as
Driver for European Smart and Sustainable Regions



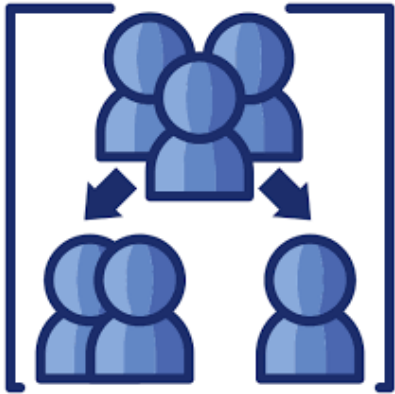
PERSONAL HOMEWORK

- **E-PORTFOLIO**

**(INCLUDING FEEDBACK FROM YOUR
REFLECTION PARTNER)**

E-PORTFOLIO – HOMEWORK – REVIEW

DIVIDE THE GROUP IN TWO TEAMS



30:00



Each student presents the reflection that he/she had given to his/her reflection partner.

05:00



E³UDRES²

Engaged and Entrepreneurial European University as
Driver for European Smart and Sustainable Regions



PROTOTYPING

PROTOTYPING



TYPES OF PROTOTYPE: SOME EXAMPLES

Videos:

- Example paper prototype:

<https://www.youtube.com/watch?v=JMjozqJS44M>

<https://www.youtube.com/watch?v=4ZRzJTczMCE>

- Example digital prototyping:

<https://www.youtube.com/watch?v=KWGBGTGryFk>

<https://www.youtube.com/watch?v=gVI-wuldf4E>

<https://www.youtube.com/watch?v=Apwm6bkwbFA>

- Native prototyping:

<https://www.youtube.com/watch?v=lusOgox4xMI>

TYPES OF PROTOTYPE: SOME EXAMPLES

Videos:

- Example wireframes:

<https://www.youtube.com/watch?v=2hQA1ZsGAH8>

<https://www.youtube.com/watch?v=aqdn7vVKygA&t=9s>

- Example mock-ups:

<https://www.youtube.com/watch?v=DcHwmHSAQQI>

- 3D printing:

<https://www.youtube.com/watch?v=OhNnKTaciVI>

- Example physical prototype:

<https://www.youtube.com/watch?v=r-ToqllKUYg>

E³UDRES²


Engaged and Entrepreneurial European University as
Driver for European Smart and Sustainable Regions

**PLAN YOUR WORK:
PROTOTYPING + VIDEO PITCH +
POSTER**

VIDEO PITCH (1,5 MINUTES)

Tips for creating a Pitch-Video

- Main Goal: To give a sparkling overview to your ILL Output in a story mode.
- Suggestion for parts of this video:
 - Present your team: All persons of the team should appear (we want a pitch to show to potential investors, stakeholders and next ILL students)
 - Present the challenge of the ILL
 - Give insights in ideas, prototypes or solutions that emerged in the ILL
 - End with the next steps of your project
 - The video must contain the EUDRES Logo; an email contact should be presented on the last image.



POSTER

Tips for creating a poster:

- What was the initial challenge of the ILL?
- Who was the ILL team (students, EE, stakeholder)?
- Based on the "Timeline of an I Living Lab: Overview", briefly provide insights in the process developed:
 - What was the concrete problem?
 - What ideas emerged?
 - Which idea was prototyped (if applicable)?
 - What is the added value of this idea/solution?
- In terms of learning:
 - What are the top 3 future skills that were most developed?
 - How did the design thinking framework support the learning?
- What are the next steps: What are the plans of the group after the showdown?



HOW WE ARE GOING TO PLAN THE WORK

- Kanban Board
- You're going to use Kanban Board to plan and monitor your teamwork.
 - You have to define which tasks you have TO DO, and who is going to do them.
 - Write each task in a post-it (give a different color according to the category of the task: PITCH TASK, PROTOTYPING TASK, POSTER TASK) and write the name of who is going to do the task.
 - Put the post-it into the TO DO column.
 - On 17th of May every post-it should be on COMPLETE COLUMN


Team 1: <https://app.mural.co/invitation/mural/billhealth8181/1683209349043?sender=ua065ec1b8b5b533b356d0619&key=6536d6af-671f-40b9-a1e6-348f80843f08>

Team 2: <https://app.mural.co/invitation/mural/billhealth8181/1683209752706?sender=ua065ec1b8b5b533b356d0619&key=551dc5ad-ec25-4108-92c1-8bcla2e7baf0>



IMPORTANT DATES

- **Prototype** – 11 of May ready to be shown to stakeholders.
- **Poster and Video Pitch** – 19 May (deadline) to be submitted to the Eudres WP3 ILLs Management.



E³UDRES²

Engaged and Entrepreneurial European University as
Driver for European Smart and Sustainable Regions



SEE YOU NEXT THURSDAY!