

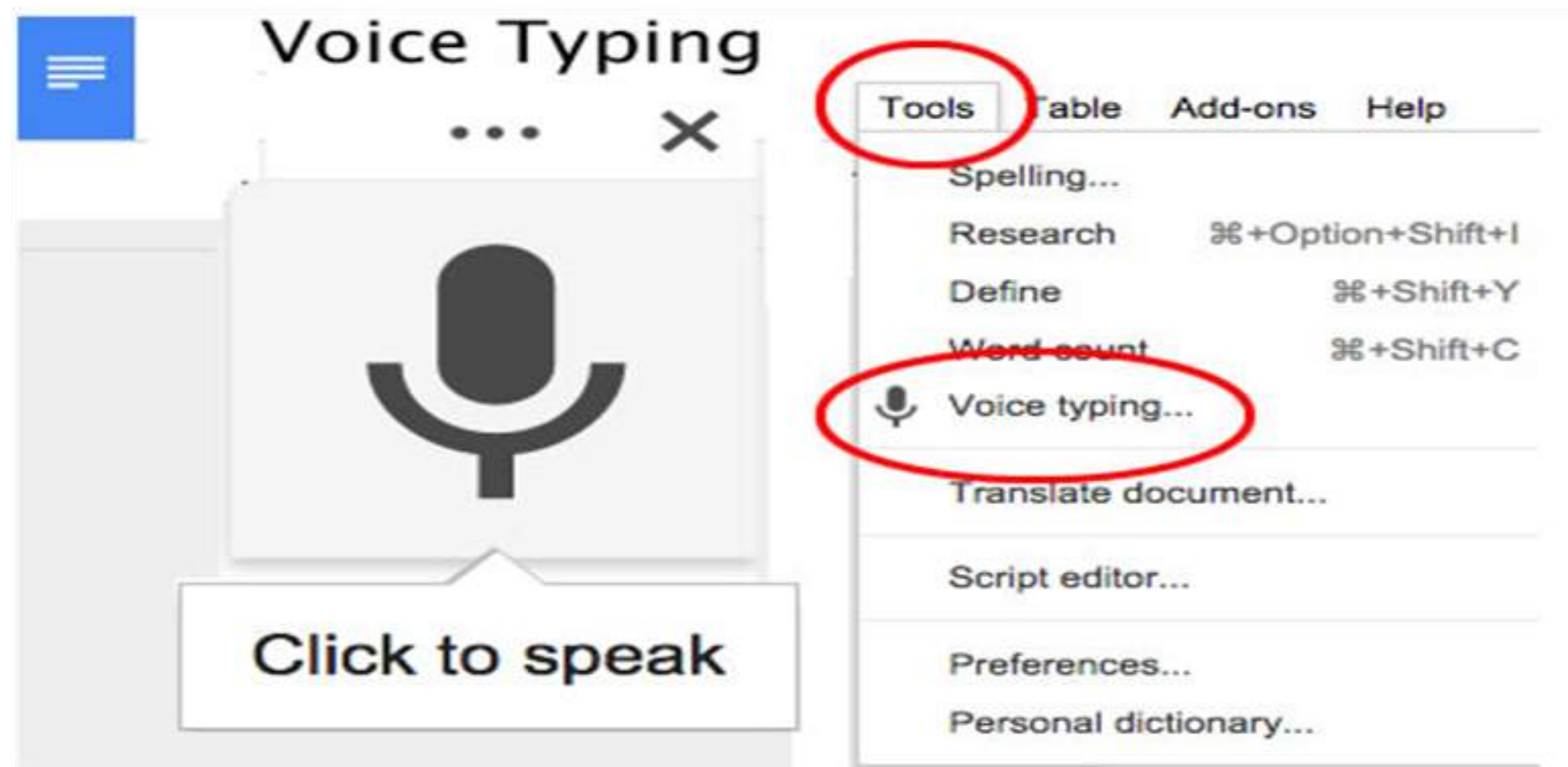


Co-funded by
the European Union

AI IN LANGUAGE LEARNING



1. To improve our student's pronunciation we can use google docs voice typing. First, click on Voice typing as shown below...



VOICE TYPING


Don't forget to click the microphone icon before you speak!

ACTIVITIES TEACHERS CAN USE TO DEVELOP THEIR STUDENTS' PRONUNCIATION AND SPEAKING



Today I want to demonstrate how to use voice typing in Google Docs to develop pronunciation and speaking skills.

Here are several effective exercises:



Examples of sentences	Voice typing result	Repeat?
Hey, what's up?		<input type="checkbox"/>
How's it going?		<input type="checkbox"/>
I'm good, thanks!		<input type="checkbox"/>
Want to hang out later?		<input type="checkbox"/>
That sounds awesome!		<input type="checkbox"/>
No way! Are you serious?		<input type="checkbox"/>
I'm so excited about this!		<input type="checkbox"/>
Sorry, I can't make it.		<input type="checkbox"/>
Let me know when you're free.		<input type="checkbox"/>
Catch you later!		<input type="checkbox"/>
See you soon!		<input type="checkbox"/>
Thanks a lot!		<input type="checkbox"/>

EXERCISE 1: PRACTICE EVERYDAY CONVERSATIONAL PHRASES

Read these common phrases used in daily communication with friends and check if Google recognizes them correctly.

**CLICK ON "TOOLS" → "VOICE TYPING"
(OR PRESS CTRL+SHIFT+S)**

Instructions: If your pronunciation is correct, a text similar to what you said will appear... well done! If some words are different or misspelled, don't worry! Try again: repeat slowly and articulate until you get it right... Good luck!

EXERCISE 2: COMPLETE THE DIALOGUE

Add your own responses or questions to continue the conversation.
Use voice typing to dictate your part.

DIALOGUE 1: MAKING WEEKEND PLANS

Speaker A	Speaker B (YOU - possible solution)
Ann: Hey! Do you have any plans for Saturday?	
Nick:	That sounds fun! What time?
Ann: How about meeting at 3 PM?	
Nick:	Sure! Where should we meet?

EXERCISE 2: COMPLETE THE DIALOGUE

Add your own responses or questions to continue the conversation.
Use voice typing to dictate your part.

DIALOGUE 2: TALKING ABOUT A MOVIE

Speaker A	Speaker B (YOU - possible solution)
Lili: Did you watch that new movie everyone's talking about?	
Tom:	Yeah! It was amazing! What did you think?
Lili: I loved the special effects!	
Tom:	I agree! Want to see it again this weekend?

EXERCISE 3: ROLE-PLAY SCENARIO - DICTATE THE FULL DIALOGUE

Scenario:

Your best friend calls you to make plans for tomorrow. Imagine the entire conversation and dictate both parts!

Instructions:

- Do not repeat the sentences provided
- Imagine your own natural responses
- Dictate the complete conversation using voice typing
- When you're ready, press 'Speak'

Create and dictate your own complete dialogue based on a given scenario.

Friend: Hello, may I speak to [your name] please?

YOU: (EXAMPLE: Yes, it's me! Hi!)

Friend: I've been trying to call you all day.

YOU: _____

Friend: It's okay.

YOU: (EXAMPLE: So what were you calling me about?)

Friend: Oh, I just wanted to see if you wanted to hang out tomorrow.

YOU: _____

Friend: Maybe we can go see a movie or something.

YOU: _____

Friend: I'll see you tomorrow then.

YOU: _____



ALTERNATIVE SCENARIO OPTIONS:

From such scenarios we can move to storytelling/ From Simple to more difficult.

Scenario 2: At a Café

You meet your friend at a café. Create a dialogue about ordering food and catching up.

Scenario 3: Planning a Birthday Party

You're planning a surprise birthday party for a mutual friend. Discuss the details.

Scenario 4: After School

You run into a classmate after school. Talk about your day and homework.



AI-Powered Storytelling Platform – and use for example NovelAI



NovelAI is an innovative AI-powered platform that transforms the way students learn and practice English through creative writing.

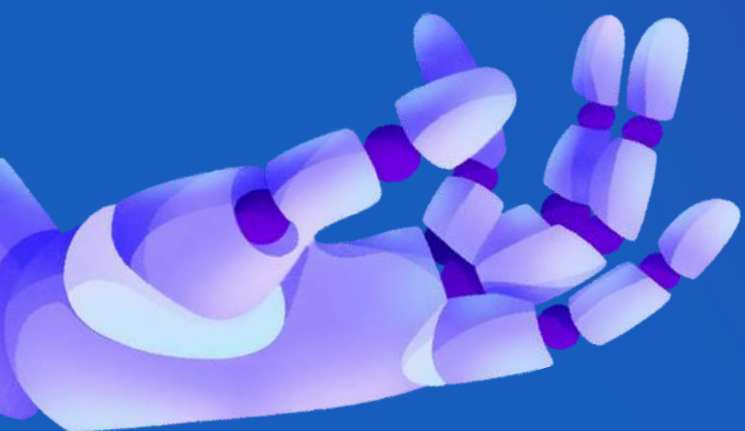
Students in this case are not passive consumers they are active co-authors of a good story.

Imagine sitting down with a blank page and typing just one sentence:

"The train station was empty, except for a mysterious woman holding a blue envelope."

Within seconds, NovelAI responds with a continuation—perhaps describing the woman's appearance, the sound of distant thunder, or a sudden plot twist. You read it, get inspired, add your own paragraph, and the story grows organically.

This back-and-forth creative dance helps students overcome writer's block while naturally absorbing proper grammar, sentence structures, and storytelling techniques.



Join thousands of AI artists that use NovelAI every single day.

Very comfy UI and fast generation speeds, also secure encryption, what could one want more?

@Fresh

The prompts covered by the v3 model are also a point I like. Most sd models cannot cover such a wide range of content, but naive3 can, and at the same time it can guarantee details on this basis, which is also

@Avrena

NAI is ve to get int simple in removing abhorrer my and n entertain and does

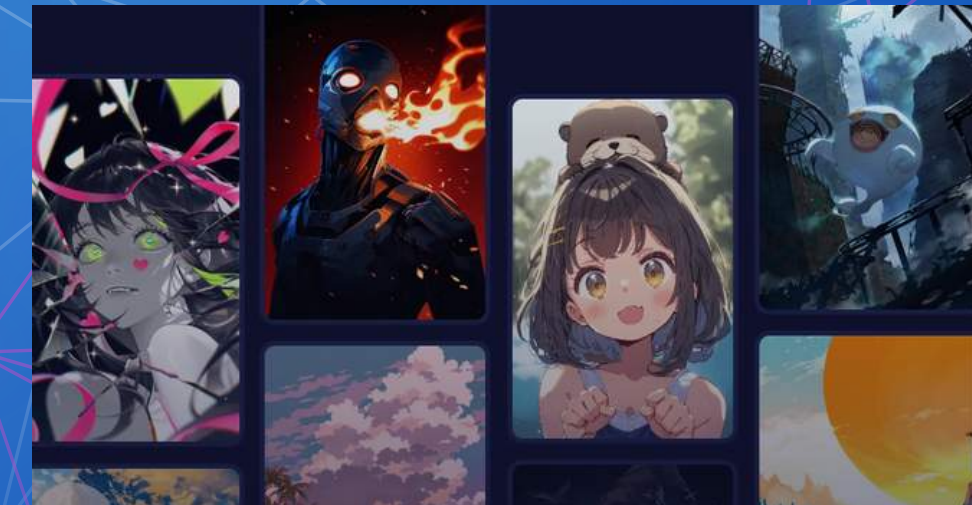
@Konri_

Create High Quality AI Anime Art & Stories

Start For Free Now



Unleash the power of AI with a suite of tools to easily bring your imagination to life without limits.

Start for Free Now



USING AI GENERATED ART FOR STORYTELLING

- Lexica
- Bing Image Creator
- Playground. Ai
- Ideogram
- Night Cafe
- Leonardo.AI



 **THANK
YOU** 

